

Form 18922, Revised

(837)

Printed in U. S. A.

LIST OF PARTS



MACHINES

Nos. 175-49 and 175-50

THE SINGER MANUFACTURING COMPANY

INSTRUCTIONS FOR OILING

THE MACHINES SHOULD BE OILED ONCE DAILY

Remove the two knurled thumb nuts and remove the large arm side cover from the front side of the machine.

Apply oil at all oil holes and at all points where parts are in movable contact at the top as well as inside the arm.

Replace the large arm side cover and tighten the two thumb nuts.

Lay the machine on its rear side and apply oil to all oiling points in the machine bed.

Turn down the hinged cover beneath the looper and apply oil to the cam on the looper shaft, then close the hinged cover.

Use only Singer "Manufacturing Sewing Machine oil (Cloth and Leather)" for general use, or "Manufacturing Sewing Machine Oil (Stainless for White Goods)" where a stainless oil is desired.

INDEX

	Page
Accessories.....	18
Belt and Pulley Guard.....	18
Machine Base.....	18
Machine No. 175-49.....	5
Machine No. 175-50.....	17
Starting Lever and Foot Lifter Parts.....	19
Table Belt Guide.....	20
Thread Unwinder (For One Spool).....	20

Copyright, U. S. A., 1935, 1936 and 1937

by The Singer Manufacturing Co.

All Rights Reserved for all Countries

INSTRUCTIONS FOR ORDERING

In ordering from this list, use ONLY the part NUMBER in the FIRST column.

The number stamped on a Sewing Machine Part is in every case the number of the single part only.

Every combination of parts sent out as such has its specific number, which, although not stamped on the parts, must be used when ordering the combination.

Each number always indicates the SAME PART in whatever list it appears, or for whatever machine.

The letters after some of the numbers indicate the style of finish only, as follows:

- A-Hardened, Polished, Nickel Plated and Buffed
- B-Polished, Nickel Plated and Buffed
- C-Hardened Only
- D-Polished Only
- E-Soft, Not Polished
- F-Hardened and Polished
- F.J-Hardened, Polished and Nickel Plated
- G-Bright Rumbled and Nickel Plated
- H-Blued
- J-Nickel Plated Only
- K-Hardened and Nickel Plated
- L-Brass Plated
- M-Oxidized
- N-Japanned, Dull
- P-Japanned, Bright
- R-Merlized
- S-Cadmium Plating
- T-Copper Plated
- T.A-Hardened, Polished, Copper and Nickel Plated and Buffed
- T.B-Copper and Nickel Plated and Polished
- T.J-Copper and Nickel Plated Only
- T.K-Hardened, Copper and Nickel Plated
- T.L-Copper and Brass Plated
- T.M-Copper Plated and Oxidized
- U-Zinc Plated
- V-Silver Plated
- W-Polished and Nickel Plated
- X-Black Oxide, for Iron and Steel
- X.C-Hardened and Black Oxide, for Iron or Steel
- Y-Black Nickel Plated Only
- Z-Chromium Plated
- Z.A-Hardened, Polished, Nickel Plated, Buffed and Chromium Plated
- Z.B-Polished, Nickel Plated, Buffed and Chromium Plated
- Z.C-Hardened and Chromium Plated
- Z.J-Nickel and Chromium Plated

These letters MUST BE USED when they appear in the list; and AFTER the number as in the list.


In this series:

- 1 to 1500, 50001 to 51500 and 140001 to 142000 are Screw Numbers
- 1501 to 1800 and 51501 to 51800 are Nut Numbers
- 1801 to 2000 and 51801 to 52000 are Roller Numbers
- 2001 to 50000 and 52001 to 140000 and 142001 to 190000 are Sewing Machine Parts, 190001 and upward are numbers of Electrical Parts.

The figures in the second column refer only to the plates, illustrating the parts, and are NOT TO BE USED in ordering.

Parts marked with an asterisk (*) are furnished only when repairs are made at factory.

LIST OF PARTS COMPLETE FOR



MACHINE No. 175-49

For Wrapping the Ends of Insulated Electric Conductor Wire to Prevent Fraying. Also for tacking two or more wires together. Makes thirty-two stitches, including three knotting stitches. Has needle bar vibration. Clamp moves up the bed to 3/8 inch as required. Needle bar stroke, 1 7/8 inches. Special clamp for holding various sizes of wires up to 3/8 inch diameter. Fitted with thread breaker or clamp, automatic and constant tensions, thread positioning finger, thread wiper and a tension between the take-up and needle automatically released on the first two stitches of a sewing operation. The thread is broken at the completion of an operation by raising the clamp. Speed 1000 R. P. M.

No.	Plate	Name
*175440	----	Arm with 15404 and two 15405.....
175002	21901	" Dowel Pin.....
*175003	----	" Rock Shaft.....
175340	22065	" " " 175003 with 175007 and 175341.....
175005	21901	Arm Rock Shaft Crank (back) with 1177E, 1521J and 140016E.....

PARTS FOR MACHINE No. 175-49

No.	Plate	Name
1177E	21901	Arm Rock Shaft Crank (back) Clamping Screw.....
140016E	21901	Arm Rock Shaft Crank (back) Position Screw.....
1521J	21901	Arm Rock Shaft Crank (back) Position Screw Lock Nut.....
*175341	-----	Arm Rock Shaft Crank (front).....
175007	21901	" " " " " Pin.....
140017E	21901	" Screw (long).....
670E	21901	" " (short).....
175008	21901	" Side Cover (left).....
230J	21901	" " " " Screw.....
175009	-----	" " " (right).....
175010	22064	" " " " Screw Stud (long).
175011	22064	" " " " " " (short)
51649E	21901	" " " " " " Lock Nut
51650B	21901	" " " " " Thumb Nut.....
*175408	-----	Bed.....
175013	22065	" End Cover (bottom).....
175751	-----	" " " " 175013 with 175016
175014	21901	" " " " Hinge Pin (left)..
175015	21901	" " " " " " (right).
175016	21901	" " " " Spring.....
175017	22064	" " " " " Hook.....
175020	22064	" Top Cover.....
140019W	22064	" " " Screw.....
175441	22065	Clamp Arm with 175445 and two 1498C....
175442	22065	" " Bracket.....
175034	22065	" " Hinge Pin.....
140024C	21940	" " Screw.....
175032	22064	" " Washer.....
175443	22065	" Carrier.....
175074	22065	" " Driving Arm with 458C and 51923.....
175069	22064	Clamp Carrier Driving Arm Pin.....
51923	22064	" " " " Roller and Screw Stud.....
458C	22064	Clamp Carrier Driving Arm Set Screw....
175246	22065	" " Guide Block (left).....
140050W	22064	" " " " " Screw...
175247	22065	" " " " (right) with two 66018.....
140050W	22064	Clamp Carrier Guide Block (right) Screw.
66018	22064	" " " " " Steady Pin.....
51667C	22064	Clamp Carrier Regulating Nut with 175549
175548	22066	" " " " " Screw Stud.
175078	22066	" " " " " " "
		Slide Block.....

PARTS FOR MACHINE No. 175-49

No.	Plate	Name
175079	22066	Clamp Carrier Regulating Nut Screw Stud Washer.....
175549	22066	Clamp Carrier Regulating Nut Tightening Handle.....
*175080	-----	Clamp Carrier Regulator.....
175081	22067	" " " " 175080 with 228J and 175082.....
175627	-----	Clamp Carrier Regulator 175081 with 175069 and 175074 (for Agents only).
*175657	-----	Clamp Carrier Regulator 175081 with 175074 (for Factory use only).....
*175082	-----	Clamp Carrier Regulator Shaft.....
175083	22066	" " " " Spring.....
160J	22066	" " " " " Screw (bed end).....
228J	22066	Clamp Carrier Regulator Spring Screw (regulator end).....
175444	22066	Clamp Closing Spring.....
175445	22066	" " " " Hook.....
175446	22067	" Feed Cam.....
175447	22067	" " " Driving Worm.....
175069	22064	" " " " " Pin.....
175448	22067	" " " " " Wheel with 175229 and two 140026C.....
140026C	22066	Clamp Feed Cam Driving Worm Wheel Set Screw.....
175071	22067	Clamp Feed Cam Driving Worm Wheel Shaft.
127J	22066	" " " " Screw.....
175032	22064	" " " " Washer.....
175041	22067	" Lifting Arm with 190J, 190K and 1259C.....
1259C	22066	Clamp Lifting Arm Set Screw.....
175042	22067	" " Chain, 4-1/4 in. long....
190K	22066	" " " " Screw (lower).....
190K	22066	" " " " " (upper).....
190J	22066	" " " " " Lock Screw.....
175342	22067	Clamp Lifting and Thread Pull-off Holder Shaft.....
175044	22066	Clamp Lifting and Thread Pull-off Holder Shaft Collar with 458C.....
458C	22064	Clamp Lifting and Thread Pull-off Holder Shaft Collar Set Screw.....
175045	22068	Clamp Lifting and Thread Pull-off Holder Shaft Spring.....
175046	22066	Clamp Lifting and Thread Pull-off Holder Shaft Spring Collar with 458C.....
458C	22064	Clamp Lifting and Thread Pull-off Holder Shaft Spring Collar Set Screw.....
175047	22067	Clamp Lifting Rod.....

No.	Plate	Name
175048	22069	Clamp Lifting Rod Arm with 160E and 50269C.....
160E	22066	Clamp Lifting Rod Arm Clamping Screw....
50269C	22066	" " " " Position Screw....
175049	22066	" " " " Stop Plate.....
160J	22066	" " " " " " Screw..
175032	22064	" " " " " " " "
		Washer.....
42830	22068	Clamp Lifting Rod Cotter Pin.....
175050	22069	" " " " Spring.....
175051	22068	" " " " Stop Collar with 160C.....
160C	22066	Clamp Lifting Rod Spring Stop Collar Set Screw.....
175449	22068	Clamp Opening Lever.....
140073C	22068	" " " " Hinge Screw Stud....
175450	22068	" Presser Bar.....
175508	22068	" " " " Collar with 458C.....
458C	22064	" " " " Set Screw.....
175451	22069	" " " " Housing and Clamp Vibrating Lever Shaft.....
175452	22068	Clamp Presser Bar Housing and Clamp Vibrating Lever Shaft Screw Bearing with 458C.....
458C	22064	Clamp Presser Bar Housing and Clamp Vibrating Lever Shaft Set Screw.....
175055	22069	Clamp Presser Bar Spring.....
140023W	22068	" Pressure Regulating Thumb Screw...
1722J	22068	" " " " " " Lock Nut.....
175453	22070	Clamp Spreader.....
175737	-----	" " 175453 with 175454 and two 1472J.....
175454	22070	Clamp Spreader Handle.....
1472J	22070	" " " " Screw.....
140025W	22070	" " " " Screw.....
197J	22070	" " " " Lock Screw.....
175455	22069	" Swivel Bracket.....
175456	22069	" " " " Hinge Screw Stud...
175457	22070	" " " " " " " "
		Collar with 465C.....
465C	22070	Clamp Swivel Bracket Hinge Screw Stud Collar Set Screw.....
1722E	22068	Clamp Swivel Bracket Hinge Screw Stud Nut.....
175458	22069	Clamp Vibrating Lever.....
175459	22070	" " " " Swivel Block(back)
175460	22070	" " " " " " " "
		Hinge Screw Stud.....

No.	Plate	Name
1521J	21901	Clamp Vibrating Lever Swivel Block (back) Hinge Screw Stud Nut.....
175032	22064	Clamp Vibrating Lever Swivel Block (back) Hinge Screw Stud Nut Washer..
175461	22070	Clamp Vibrating Lever Swivel Block (front).....
140074C	22070	Clamp Vibrating Lever Swivel Block (front) Hinge Screw.....
175509	22070	Clamp Vibrating Lever Swivel Block (front) Hinge Screw Washer.....
*175462	-----	Clamp Wire Holder (left).....
175463	22069	" " " " 175462 with 140021C, 175466 and two 36475.....
175466	-----	Clamp Wire Holder (left) Arm.....
140020C	22070	" " " " " " Hinge Screw
1498C	22070	" " " " " " " "
		Lock Screw.....
140021C	22070	Clamp Wire Holder (left) Arm Screw Stud.
36475	22070	" " " " " Pin.....
*175464	-----	" " " " (right).....
175465	22069	" " " " " 175464 with 140021C, 175467 and two 36475.....
175467	-----	Clamp Wire Holder (right) Arm.....
140020C	22070	" " " " " " Hinge Screw
1498C	22070	" " " " " " " "
		Lock Screw.....
140021C	22070	Clamp Wire Holder (right) Arm Screw Stud
36475	22070	" " " " " Pin.....
175468	-----	Clamp complete, Nos. 197J, 1521J, 140025W 140073C, 175441, 175442, 175444, 175449, 175459, 175460, 175463, 175465, 175737 and two each 140020C, 140024C and 175032.....
175343	22071	Face Plate.....
175469	-----	" " 175343 with 185J, 175082, 175063, 175065, 175066, 175409, 202098 and two 208E.....
120J	21938	Face Plate Screw.....
175062	21938	" " Thread Guide (lower) Plate...
185J	21938	" " " " " " " Screw
175063	21938	" " " " " " " "
		Spacing Collar.....
202098	21938	Face Plate Thread Guide (lower) Roller..
175065	21938	" " " " " " Pin
175066	21938	" " " " " (upper).....
175470	22070	" " " " Nipper Body.....
208E	22070	" " " " " Screw.....
175409	-----	Face Plate Thread Nipper complete, Nos. 140049C, 140097J, 175239 and 175470 to 175472.....

No.	Plate	Name
175471	22072	Face Plate Thread Nipper Plate.....
175239	22072	" " " " " Spring...
140049C	22072	" " " " " Screw
175472	22072	" " " " Releasing Spring
140097J	22068	" " " " " Screw.....
175473	22071	Face Plate Thread Nipper Releasing Rod..
175474	22072	" " " " " " "
175475	22072	Face Plate Thread Nipper Releasing Rod Bracket (back).....
160J	22066	Face Plate Thread Nipper Releasing Rod Bracket (back) Dowel Pin.....
175476	22072	Face Plate Thread Nipper Releasing Rod Bracket (front).....
175475	22072	Face Plate Thread Nipper Releasing Rod Bracket (front) Dowel Pin.....
160J	22066	Face Plate Thread Nipper Releasing Rod Bracket (front) Screw.....
175477	22072	Face Plate Thread Nipper Releasing Rod Collar with 458C.....
458C	22064	Face Plate Thread Nipper Releasing Rod Collar Set Screw.....
175478	22060	Face Plate Thread Nipper Releasing Rod Spring.....
175480	22060	Face Plate Thread Nipper Releasing Rod Trip Lever with 185E.....
185E	21938	Face Plate Thread Nipper Releasing Rod Trip Lever Clamping Screw.....
175479	22060	Face Plate Thread Nipper Releasing Rod Trip Lever Trip Block.....
140024C	21940	Face Plate Thread Nipper Releasing Rod Trip Lever Trip Block Screw.....
175032	22064	Face Plate Thread Nipper Releasing Rod Trip Lever Trip Block Screw Washer..
175085	21938	Looper.....
175086	22060	" Driving Shaft.....
175087	22060	" " " Bushing.....
175594	-----	" " " " 175087 with 175086, 175091 and 175092.....
51183E	21938	Looper Driving Shaft Bushing Clamping Screw.....
175088	-----	Looper Driving Shaft Crank with 435C and 1285C.....
175525	21938	Looper Driving Shaft Crank 175088 with 175090.....
175089	21938	Looper Driving Shaft Crank Connecting Link.....
175659	-----	Looper Driving Shaft Crank Connecting Link 175089 with 175525 and 175526..

No.	Plate	Name
*175090	-----	Looper Driving Shaft Crank Connecting Link Hinge Stud.....
1285C	21938	Looper Driving Shaft Crank Position Screw.....
435C	21938	Looper Driving Shaft Crank Set Screw....
175091	21938	" " " Gear.....
175092	21938	" " " " Pin.....
458C	22064	" Set Screw.....
175093	22060	" Shaft with 458C.....
*175095	-----	" " Crank with two 140027C.....
175526	21938	" " " 175095 with 175133...
140027C	21938	" " " Set Screw.....
*175133	-----	" " " Stud.....
175096	21938	Machine Rest Stud.....
458C	22064	" " " Set Screw.....
204383	22071	Needle Bar (hollow) with 200125F, 200175D and 204250.....
175348	21940	Needle Bar Connecting Link.....
140028C	21940	" " " " Hinge Screw..
1722J	22068	" " " " " " Nut
175099	21940	" " " " " Stud with 160E.....
175629	-----	Needle Bar Connecting Link Hinge Stud 175099 with 1492J, 175100 and 175101
160E	22066	Needle Bar Connecting Link Hinge Stud Clamping Screw.....
175100	21940	Needle Bar Connecting Link Hinge Stud Thread Guide Plate.....
1492J	22060	Needle Bar Connecting Link Hinge Stud Thread Guide Plate Screw.....
175101	21940	Needle Bar Connecting Link Hinge Stud Thread Guide Roller.....
175349	21940	Needle Bar Connecting Stud (lower).....
1681J	21940	" " " " " Nut..
51652J	21940	" " " " " " "
175103	21940	Lock Nut.....
175104	21940	Needle Bar Connecting Stud (lower) Wash- er.....
1681J	21940	Needle Bar Connecting Stud (upper).....
51652J	21940	" " " " " " Nut..
175103	21940	Lock Nut.....
175105	22069	Needle Bar Connecting Stud (upper) Wash- er.....
175106	22073	Needle Bar Eccentric with 140027C..... " " " Connecting Rod with 1521J, 140024E, 175535 and two 140029E.....
140029E	21940	Needle Bar Eccentric Connecting Rod Cap Screw.....

No.	Plate	Name
140024E	21940	Needle Bar Eccentric Connecting Rod Clamping Screw.....
1521J	21901	Needle Bar Eccentric Connecting Rod Clamping Screw Nut.....
140031C	21940	Needle Bar Eccentric Connecting Rod Hinge Screw.....
51653E	21940	Needle Bar Eccentric Connecting Rod Hinge Screw Nut.....
175535	21940	Needle Bar Eccentric Connecting Rod Oil Pad (felt).....
175108	21940	Needle Bar Eccentric Pawl with 175114...
175109	----	Needle Bar Eccentric Pawl complete, Nos. 175108, 175110 and 175112.....
175110	21940	Needle Bar Eccentric Pawl Bracket with 175111.....
134E	21940	Needle Bar Eccentric Pawl Bracket Screw.
175111	21940	" " " " " Steady Pin.....
175112	22060	Needle Bar Eccentric Pawl Hinge Pin....
175113	22060	" " " " Spring.....
175114	22060	" " " " Stud...
175119	22060	" " " Pin.....
140027C	21938	" " " Set Screw.....
204250	22072	" " Thread Guide.....
200175D	22072	" " " Screw.....
175481	22071	" " Vibrating Cam with 175514....
175119	22060	" " " Pin.....
175482	22073	" " " Lever.....
175756	22072	" " " Adjusting Bracket with 458C and 1341C.....
175759	----	Needle Bar Vibrating Lever Adjusting Bracket 175756 with 175123 and 175770.....
175757	22072	Needle Bar Vibrating Lever Adjusting Bracket Hinge Stud.....
175770	----	Needle Bar Vibrating Lever Adjusting Bracket Hinge Stud 175757 with 175758.....
1341C	22072	Needle Bar Vibrating Lever Adjusting Bracket Hinge Stud Set Screw.....
175758	21941	Needle Bar Vibrating Lever Adjusting Bracket Hinge Stud Slide.....
51654C	21941	Needle Bar Vibrating Lever Adjusting Bracket Lock Nut.....
175123	21941	Needle Bar Vibrating Lever Adjusting Bracket Lock Nut Screw Stud.....
458C	22064	Needle Bar Vibrating Lever Adjusting Bracket Lock Nut Screw Stud Set Screw.....

No.	Plate	Name
175125	21941	Needle Bar Vibrating Lever Adjusting Bracket Lock Nut Washer.....
175126	22069	Needle Bar Vibrating Lever Arm with 51923.....
140033C	21922	Needle Bar Vibrating Lever Arm Hinge Screw.....
51923	22064	Needle Bar Vibrating Lever Arm Roller and Screw Stud.....
140024E	21940	Needle Bar Vibrating Lever Arm Screw....
175032	22064	" " " " " Washer.....
140034C	21941	Needle Bar Vibrating Lever Hinge Screw..
140035C	21941	" " " " " Lock Screw.....
175127	21941	Needle Bar Vibrating Lever Hinge Screw Slide.....
*175421	----	Needle Guide.....
175591	----	" " 175421 with 175547 and two 218D.....
175546	22073	Needle Guide 175591 with 175131 and 175136.....
175130	21941	Needle Guide Cam with two 1259C.....
1259C	22066	" " " Set Screw.....
175131	21941	" " Pin.....
175132	21941	" " Oscillating Crank with 140159E and 175134.....
140159E	21941	Needle Guide Oscillating Crank Clamping Screw.....
175016	21901	Needle Guide Oscillating Crank Spring...
175134	21941	" " " " " Hook (crank end).....
175135	21941	Needle Guide Oscillating Crank Spring Hook (bed end).....
175136	----	Needle Guide Shaft.....
175094	21941	" " " Bushing.....
458C	22064	" " " Set Screw....
175547	21941	" " Thread Finger.....
218D	21941	" " " Screw.....
175483	22072	" Plate.....
140019F	22064	" " Screw.....
200125F	22074	" Set Screw.....
*175139	----	Pulley.....
175140	22071	" 2-3/4 in. diam., 175139 with 51655J, 140037C, 175141 and 175147..
Note: No. 175140 is regularly furnished with this machine unless otherwise specified on order.		
*175633	----	Pulley.....
175634	----	" 3-1/4 in. diam., 175633 with 51655J, 140037C, 175141 and 175147..

No.	Plate	Name
*175635	-----	Pulley.....
175636	-----	" 3-3/4 in. diam., 175635 with 51655J, 140037C, 175141 and 175147..
140037C	21921	Pulley Engaging Screw.....
51655J	21921	" " " Nut.....
175141	21921	" Oil Pad (wick).....
175142	22073	" Shaft.....
175599	-----	" " 175142 with 175069, 175105, 175143, 175144, 175150, 175447 and two 175119.....
175143	22074	Pulley Shaft Gear.....
175144	22074	" " " Pin.....
175145	21921	" Shifter.....
175146	22071	" " Holder with 51649J and 140078C.....
140078C	21921	Pulley Shifter Holder Set Screw.....
51649J	21901	" " " " " Lock Nut.
*175147	-----	" " Ring (V grooved).....
1178E	21921	" " Screw.....
175148	22073	Starting Crank with 1747J and 140039E..
175630	-----	" " 175148 with 175149 and 175155.....
140039E	21921	Starting Crank Adjusting Screw.....
1747J	21921	" " " " " Nut.....
175149	21921	" " Pin.....
175150	22074	Stop Dog.....
175151	21921	" " Cushion Spring.....
175152	22073	" " " " Holder with 50581C, 175151 and two 140040C.....
50581C	21921	Stop Dog Cushion Spring Holder Set Screw
140040C	21921	" " " " Set Screw.....
175119	22060	" " Pin.....
175153	21921	" Motion Retaining Collar.....
160J	22066	" " " " " Screw.....
175154	21921	" " " " " Stud.
882C	21921	" " " " " " Set Screw.....
175155	22075	Stop Motion Shaft.....
175156	22074	" " " Spring.....
175157	22074	" " " " Collar with 140041C.....
140041C	21921	Stop Motion Shaft Spring Collar Set Screw.....
175158	22074	Stop Motion Trip.....
175159	22074	" " " Block with 882C and 175154.....
140042C	21941	Stop Motion Trip Block Hinge Screw.....
51649E	21901	" " " " " " Nut..
175113	22060	" " " " Spring.....
175229	21921	" " " Point.....

No.	Plate	Name
160J	22066	Stop Motion Trip Screw.....
175032	22064	" " " " Washer.....
175160	21922	Tension (automatic) Disc.....
175161	21922	" " " " Position Pin...
1560C	21922	" " " " Regulating Thumb Nut
175162	21922	" " " " Releasing Cam with two 140027C.....
140027C	21938	Tension (automatic) Releasing Cam Set Screw.....
175522	21922	Tension (automatic) Releasing Disc.....
175163	22075	" " " " Rod.....
1521J	21901	" " " " Adjust- ing Nut.....
1521J	21901	Tension (automatic) Releasing Rod Ad- justing Nut Lock Nut.....
175164	22075	Tension (automatic) Releasing Rod Spring
175165	21922	" " " " " Wear- ing Sleeve.....
140043C	21922	Tension (automatic) Screw Stud.....
175166	-----	" " " " " 140043C with 1560C.....
125314	21922	Tension (automatic) Spring.....
175167	21922	" " " Thread Eyelet.....
175168	-----	Tension (automatic) complete, Nos. 125314 175166, 175522 and two 175160.....
175160	21922	Tension (stationary) Disc.....
175161	21922	" " " " Position Pin..
1560C	21922	" " " " Regulating Thumb Nut
140044C	21922	" " " " Screw Stud.....
175169	-----	" " " " " 140044C with 1560C.....
13710	21922	Tension (stationary) Spring.....
175170	-----	Tension (stationary) complete, Nos. 13710 175169 and two 175160.....
175171	21922	Thread Eyelet (back).....
175172	21922	" " (front).....
175173	22074	" Nipper Head.....
175174	22074	" " Plate.....
160J	22066	" " " Screw.....
175175	22074	" " " Washer.....
140045K	22074	" " " Releasing Head Screw.....
175176	22073	" " " Lever.....
140046C	22076	" " " " Hinge Screw
175177	22076	" " " " Rod.....
175178	-----	" " " " " 175177 with 175173.....
175179	22076	Thread Nipper Releasing Rod Spring (low- er).....
175180	22076	Thread Nipper Releasing Rod Spring (low- er) Washer.....

No.	Plate	Name
175181	22076	Thread Nipper Releasing Rod Spring (upper).....
175182	22076	Thread Nipper Releasing Rod Spring Collar with 465C.....
465C	22070	Thread Nipper Releasing Rod Spring Collar Set Screw.....
175534	22076	Thread Nipper Releasing Screw Stud.....
1722J	22068	" " " " " Nut.
175184	22076	" " " " " "
		Washer.....
175514	22076	Thread Nipper Releasing Stud.....
175161	21922	" " Thread Guide Pin.....
175186	22076	" Pull-off (back).....
175187	22076	" " " Holder with 160C and 1120C.....
160C	22066	Thread Pull-off (back) Holder Set Screw
1120C	22076	" " " Set Screw.....
175188	22076	" " (front).....
175189	22076	" " " Holder with 1120C and 175190.....
175190	22077	Thread Pull-off (front) Holder Stop Pin
1120C	22076	" " " Set Screw.....
175191	22077	" " Stop Collar with 160C and 175192.....
160C	22066	Thread Pull-off Stop Collar Set Screw..
175192	22077	" " " Stop Pin...
175167	21922	" " Thread Eyelet.....
175351	22073	" Retainer Lever.....
175352	22077	" " " Holder with 160E.
160E	22066	" " " Clamping Screw.....
191J	22077	Thread Retainer Lever Screw.....
175353	-----	Thread Retainer complete, Nos. 191J, 337J 175351, 175352, 175354 and two 238J
175354	22077	Thread Retaining Spring.....
337J	22077	" " " Adjusting Screw
233J	22077	" " " Screw.....
*15404	-----	Trade Mark.....
15405	-----	" " Rivet.....

MACHINE No. 175-50

For Wrapping the Ends of Insulated Electric Conductor Wire to Prevent Fraying. Also for tacking two or more wires together. Makes twenty-two stitches, including three knotting stitches. Has needle bar vibration. Clamp moves up the bed to 3/8 inch as required. Needle bar stroke, 1 7/8 inches. Special clamp for holding various sizes of wires up to 3/8 inch diameter. Fitted with thread breaker or clamp, automatic and constant tensions, thread positioning finger, thread wiper and a tension between the take-up and needle automatically released on the first two stitches of a sewing operation. The thread is broken at the completion of the operation by raising the clamp. Speed 1000 R. P. M.

NOTE: THIS MACHINE IS THE SAME AS THE 175-49, WITH THE FOLLOWING EXCEPTIONS:

No.	Plate	Name
175485	22075	Clamp Feed Cam, in place of 175446.....
175346	22075	" " " Driving Worm, in place of 175447.....
175359	22075	Clamp Feed Cam Driving Worm Wheel with 175229 and two 140026C, in place of 175448.....
175484	22077	Face Plate Thread Nipper Releasing Rod Trip Lever Trip Block, in place of 175479.....
175360	22075	Needle Bar Vibrating Cam with 175514, in place of 175481.....
175598	-----	Pulley Shaft 175142 with 175069, 175105, 175143, 175144, 175150, 175346 and two 175119, in place of 175599.....

ACCESSORIES

No.	Plate	Name
175195	22078	Hand Wheel with 1448C, for turning machine by hand.....
1448C	22077	Hand Wheel Set Screw.....
120342	22078	Oiler (copper plated) with 120343.....
120343	22078	" Spout, 3-1/2 in. long.....
26026	22078	Screw Driver.....
175197	22078	Wrench for 140026.....
175198	22078	" " 140027.....

MACHINE BASE

No.	Plate	Name
175199	-----	Machine Base with 175210.....
175200	21931	Machine Base complete, Nos. 145C, 160C, 1637J, 140047C, 140048C, 175032, 175199, 175208 to 175210, 175425 and four wood screws 7/8 in. No. 14 R.H.
140047C	21930	Machine Locating Screw Stud.....
*175201	-----	" Lock Plate.....
175115	21930	" " " 175201 with 175202, 175205 and 175206.....
175202	21930	Machine Lock Plate Position Stud.....
*175205	21930	" " Stud.....
51656J	21930	" " Thumb Nut.....
175206	21930	" " " " Screw Stud.....
175207	21930	" " " " Spring.....
175536	21930	" " " " Washer.....
175425	-----	Machine Lock complete, Nos. 51656J, 175115, 175207 and 175536.....
175208	21930	Machine Starting Lever with 175424.....
140048C	21930	" " " Hinge Screw.....
175032	22064	" " " " Washer.
175209	21930	" " " Spring.....
175210	21930	" " " Hook (long)
175424	21930	" " " " (short)
145C	21930	" " " Stop Screw.....
1637J	21930	" " " " Nut..

BELT AND PULLEY GUARD

No.	Plate	Name
175537	21932	Belt and Pulley Guard.....

No.	Plate	Name
175538	21932	Belt and Pulley Guard Fill-in Piece (metal) with two wood screws 3/4 in. No. 10 R.H., for Trough Power Tables
175539	21932	Belt and Pulley Guard Fill-in Piece (wood) with four wood screws 1-1/2 in. No. 12 F.H., for Flat Power Tables.
175540	-----	Belt and Pulley Guard complete, for Individual Motor Table and for 175544, Nos. 42830, 175537, 175543, and two wood screws 1 in. No. 14 F.H.....
175541	21932	Belt and Pulley Guard Hinge Pin.....
175542	21932	" " " " " " Bracket.
175543	21932	" " " " " " " " 175542 with 175541.....
42830	22068	Belt and Pulley Guard Hinge Pin Cotter Pin.....
175544	-----	Belt and Pulley Guard with Fill-in Pieces complete, Nos. 175538 to 175540.....

STARTING LEVER
AND
FOOT LIFTER PARTS

No.	Plate	Name
175215	-----	Foot Lifter Chain, 37 in. long, with two 56865.....
56865	22077	Foot Lifter Chain Hook.....
175216	21931	" " Treadle.....
175217	21931	" " " Hinge Pin.....
175218	21931	" " " Stand.....
175219	21931	Foot Lifter Treadle complete, Nos. 175216 to 175218 and two wood screws 1 in. No. 14 F.H.....
175215	-----	Starting Lever Chain, 37 in. long, with two 56865.....
56865	22077	Starting Lever Chain Hook.....
175216	21931	" " Treadle.....
175217	21931	" " " Hinge Pin.....
175218	21931	" " " Stand.....
175219	21931	Starting Lever Treadle complete, Nos. 175216 to 175218 and two wood screws 1 in. No. 14 F.H.....

TABLE BELT GUIDE

No.	Plate	Name
175220	21931	Belt Guide (left) with 140035C.....
175221	21931	" " (right) with 140035C.....
140035C	21941	" " Set Screw.....
175222	21931	Pulley.....
175223	-----	" Shaft.....
175224	21931	" " 175223 with 1259E and 175227
175225	21931	" " Bracket with 444C.....
1259E	22066	" " Oil Plug Screw.....
175227	21931	" " " Wick.....
444C	22077	" " Set Screw.....
175228	21931	Table Belt Guide complete, Nos. 175220, 175221, 175224, 175225 and two each 175222 and wood screws 7/8 in. No.14 R.H.....

THREAD UNWINDER


(FOR ONE SPOOL)

No.	Plate	Name
225259	21933	Spool Rest with 201018C.....
150203	21933	" " Cushion (felt).....
225388	21933	" " Rod.....
200383C	22077	" " " Set Screw.....
201018C	22077	" " Set Screw.....
202490	21933	" Stand with 200383C.....
225391	21933	Thread Guide.....
201696J	22077	" " Lock Nut.....
225326	22077	" " Position Cup.....
225324	21933	" " Rod with 208E and 225322..
208E	22070	" " " Screw.....
225322	22077	" " " Washer.....
225260	21933	Thread Unwinder complete, Nos. 150203, 201696J, 202490, 225259, 225324, 225326, 225388, 225391 and three wood screws 7/8 in. No. 12 F.H.....
27739	21933	Thread Cone (wood) for large cones.....
225390	21933	" " Holder for inverted cones...

Note: Nos. 27739 and 225390 are used with, but not included in 225260.

ILLUSTRATIONS
OF
PARTS

175005
Page 5



175008
Page 6




1177
Page 6



1140016
Page 6



1140017
Page 6



670
Page 6



175007
Page 6



175002
Page 5



175016
Page 6



230
Page 6



1521
Page 6



51650
Page 6



51649
Page 6



175014
Page 6




175015
Page 6




PLATE 21921 - FULL SIZE


140078
Page 14



140037
Page 14



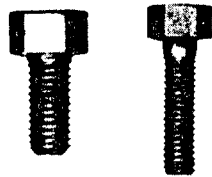
175141 175149
Page 14 Page 14



175145
Page 14



1178 140039
Page 14 Page 14



175153
Page 14



51655
Page 14




175151
Page 14



882
Page 14

#1

140041
Page 14



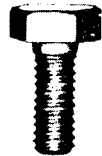
175229
Page 14



140040
Page 14



50581
Page 14



1747
Page 14




175154
Page 14




PLATE 21922 - FULL SIZE

175160
Page 15



175522
Page 15



1560
Page 15



175161
Page 15



175165
Page 15



140033
Page 13



175171
Page 15



175167
Page 15



175172
Page 15



140043
Page 15



125314
Page 15



140044
Page 15



13710
Page 15



175162
Page 15



PLATE 21930 - FULL SIZE

175115
Page 18



175208
Page 18



175424
Page 18



140047
Page 18



140048 175210 175207
Page 18 Page 18 Page 18



175205
Page 18



51656
Page 18



175206
Page 18



175202
Page 18



175209
Page 18



175536
Page 18



1637
Page 18




145
Page 18




PLATE 21931 - ONE-FOURTH SIZE

175200
Page 18



175228
Page 20



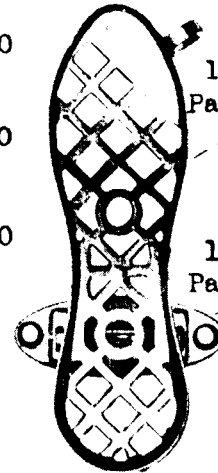
175220
Page 20

175225
Page 20

175221
Page 20

175222
Page 20

175219
Page 19



175216
Page 19

175218
Page 19

175227
Page 20



175224
Page 20




175217
Page 19




PLATE 21932 - ONE-FOURTH SIZE


175537
Page 19



175539
Page 19



175538
Page 19



175543
Page 19



175542
Page 19

175541
Page 19

PLATE 21933 - ONE-FOURTH SIZE

225260
Page 20

225324
Page 20

225391
Page 20

225390
Page 20

27739
Page 20



225388
Page 20

150203
Page 20

225259
Page 20

202490
Page 20

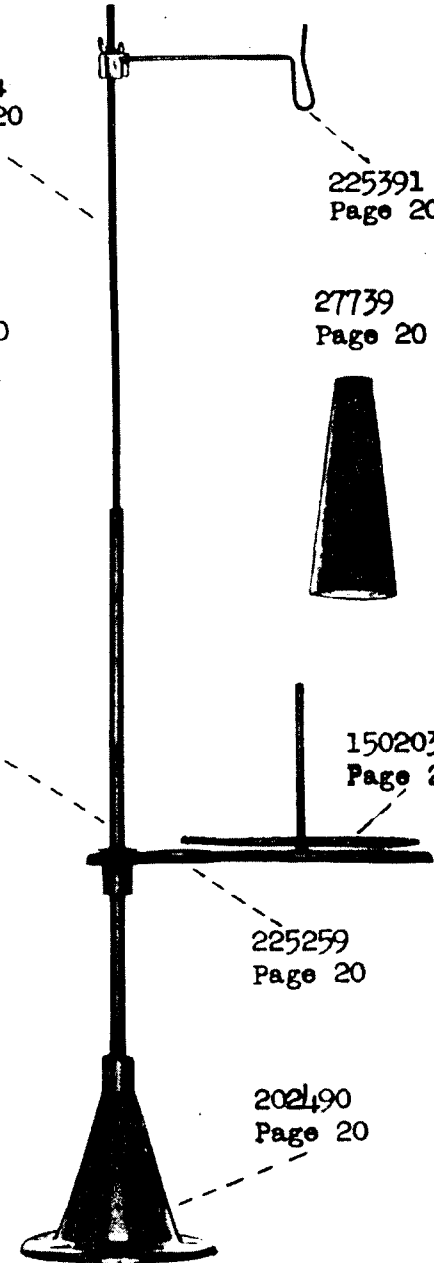




PLATE 21938 - FULL SIZE

175525
Page 10



175526
Page 11



120
Page 9



175096
Page 11



175066
Page 9



185
Page 9



175091
Page 11



175089
Page 10



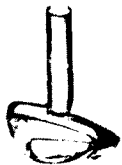
175062
Page 9




1285
Page 11



175085
Page 10



51183
Page 10



175092
Page 11



435
Page 11



140027
Page 11



175065
Page 9

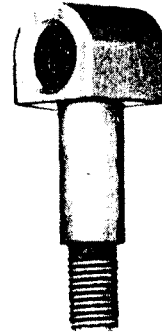


202098 175063
Page 9 Page 9




PLATE 21940 - FULL SIZE

175104
Page 11



175349
Page 11



175348
Page 11



134
Page 12



175110
Page 12



175099
Page 11



140031
Page 12



175108
Page 12



140029
Page 11



140028
Page 11



1681
Page 11



175100
Page 11



140024
Page 6



175103
Page 11



175101
Page 11



175535
Page 12



51653
Page 12



51652
Page 11



175111
Page 12




PLATE 21941 - FULL SIZE

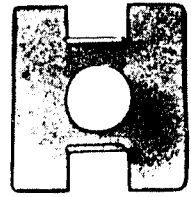
51654
Page 12



175758
Page 12



175125
Page 13



175123
Page 12



140042
Page 14



140034
Page 13



175127
Page 13



140035
Page 13



175131
Page 13



140159
Page 13



175132
Page 13



175134
Page 13



175135
Page 13



175094
Page 13



175547
Page 13



218
Page 13



175130
Page 13



PLATE 22060 - FULL SIZE


175093
Page 11




175086
Page 10



175480
Page 10



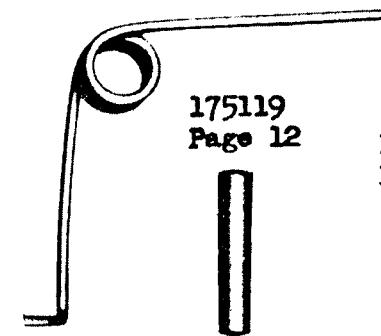
175087
Page 10



175479
Page 10



175478
Page 10



175113
Page 12



1492
Page 11



175119
Page 12



175112
Page 12



175114
Page 12




PLATE 22064 - FULL SIZE


175010
Page 6

175011
Page 6

175020
Page 6



51923
Page 6



175069
Page 6



458
Page 6



51667
Page 6



175032
Page 6



140050
Page 6



66018
Page 6



140019
Page 6



175017
Page 6

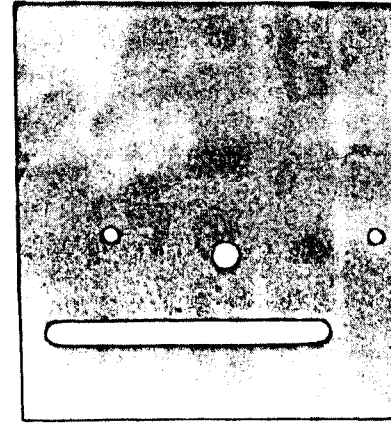


PLATE - 22065 ONE-HALF SIZE

175340
Page 5

175443
Page 6

175441
Page 6



175013
Page 6

175246
Page 6

175247
Page 6



175074
Page 6

175034
Page 6

175442
Page 6


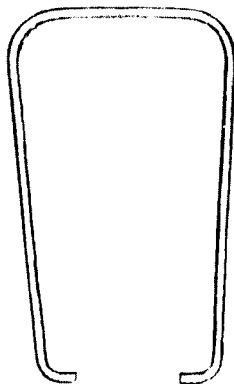


PLATE 22066 - FULL SIZE

175444
Page 7




175044
Page 7



175079
Page 7



175046
Page 7



228
Page 7



175083
Page 7



127
Page 7



175078
Page 6



175449
Page 7



175448
Page 6



160
Page 7



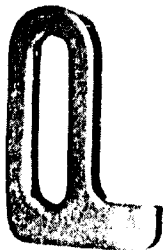
190
Page 7



175445
Page 7



175049
Page 8



140026
Page 7



50269
Page 8



1259
Page 7



PLATE 22067 - ONE- HALF SIZE

175342
Page 7




175047
Page 7



175071
Page 7




175448
Page 7



175447
Page 7




175081
Page 7



175042
Page 7



175446
Page 7



175041
Page 7



PLATE 22068 - FULL SIZE

175045
Page 7



175051
Page 8



140073
Page 8




175450
Page 8



140097
Page 10



175452
Page 8



42830
Page 8



175449
Page 8



1722
Page 8



140023
Page 8



175508
Page 8



PLATE 22069 - ONE-HALF SIZE


175451
Page 8




175050
Page 8



175105
Page 11



175458
Page 8




175055
Page 8



175463
Page 9



175455
Page 8



175048
Page 8



175465
Page 9



175456
Page 8

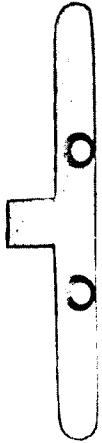


175126
Page 13

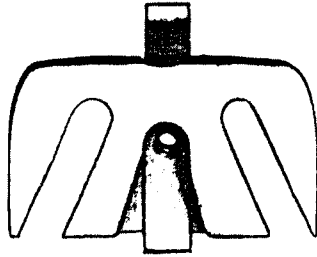


PLATE 22070 - FULL SIZE

175454
Page 8



175453
Page 8



175459
Page 8



175457
Page 8



175461
Page 9



175509
Page 9



175460
Page 8



140074
Page 9



140025
Page 8



197
Page 8



175470
Page 9



140020
Page 9



140021
Page 9



36475
Page 9



208
Page 9



1472
Page 8



465
Page 8




1498
Page 9




PLATE 22071 - ONE-HALF SIZE

175473 204383
Page 10 Page 11

175343
Page 9



175146
Page 14



175481
Page 12



175140
Page 13


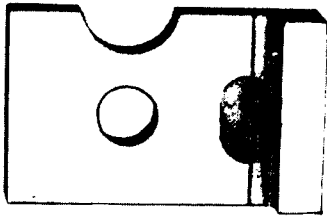



PLATE 22072 - FULL SIZE


175756
Page 12




175757
Page 12



175474
Page 10



175476
Page 10



175471
Page 10



175477 Page 10




175472 Page 10



175239 Page 10



175483
Page 13



1341
Page 12



175475
Page 10



204250
Page 12



200175
Page 12



PLATE 22073 - ONE-HALF SIZE

175142
Page 14



175482
Page 12




175351
Page 16



175148
Page 14




175106
Page 11



175152
Page 14



175546
Page 13



175176
Page 15




PLATE 22074 - FULL SIZE


175150
Page 14



175159
Page 14



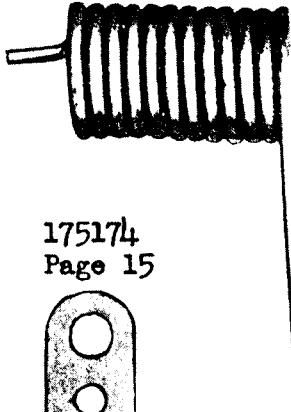
175143
Page 14



175173
Page 15



175156
Page 14



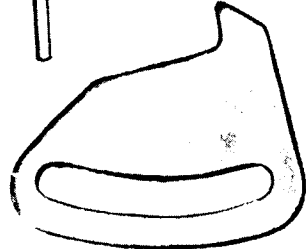
175157
Page 14



175174
Page 15



175158
Page 14



175144
Page 14



140045
Page 15



200125
Page 13



175175
Page 15




PLATE 22075 - ONE-HALF SIZE

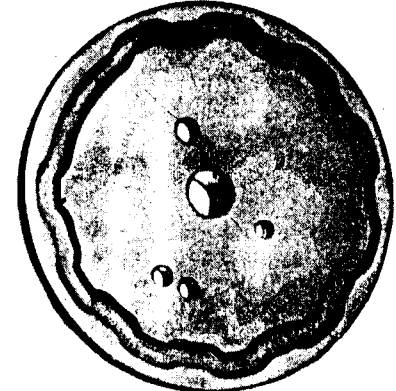
175155 175163
Page 14 Page 15




175164
Page 15



175360
Page 17



175359
Page 17



175346
Page 17



175485
Page 17


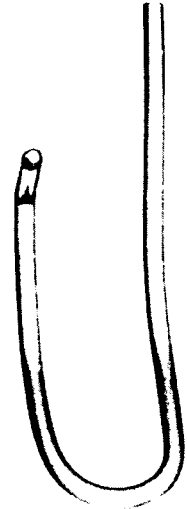
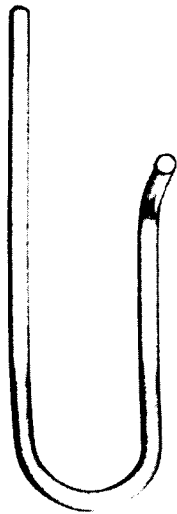


PLATE 22076 - FULL SIZE

175177 175186
Page 15 Page 16



175187
Page 16

175189
Page 16

175182
Page 16

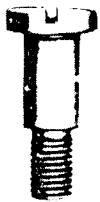


140046
Page 15

175179
Page 15

175181
Page 16

1420
Page 16



175534
Page 16

175514
Page 16

175184
Page 16

175180
Page 15



PLATE 22077 - FULL SIZE

175352
Page 16

175191
Page 16

175484
Page 17



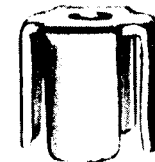
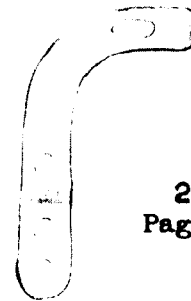
225322
Page 20



175354
Page 16

225326
Page 20

56865
Page 19



238
Page 16
W

201696
Page 20



191
Page 16

444
Page 20

201018
Page 20

1448
Page 18



175192
Page 16

175190
Page 16

200383
Page 20

337
Page 16

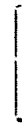
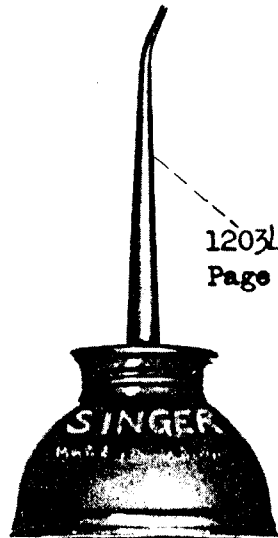


PLATE 22078 - ONE-HALF SIZE

120342
Page 18



120343
Page 18

26026
Page 18



175195
Page 18



175197
Page 18



175198
Page 18

